




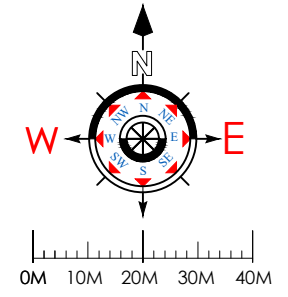



Sl. No.	Specification	Area in Sq.Mt.
1	Plot Area (30 Houses)	10,505
2	R.G. Required	2,053
3	Required Amenity Open Space	1,930
4	Internal Road Area	3,527
5	Road Widening	454
6	Total Area	18,469

Units	in Sq.Mt.	in Sq.Yds.	Unit Nos.
	340.00	406.64	18 Nos.
	360.00	430.56	11 Nos.
	409.00	489.26	01 Nos.
TOTAL			30 Nos.

R.G. SUMMARY		AREA
	680.00	813.27
	690.00	825.23
	680.00	813.27
TOTAL		2050.00

AMENITY AREA		AREA
	1930.00	2308.26



Plotting Layout for Village Kumbharli, Sawantwadi)